

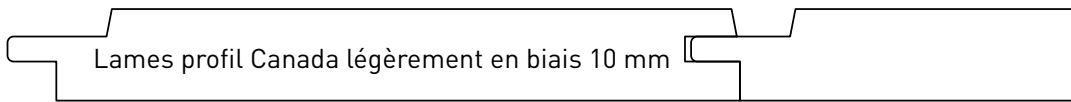
PROFILS DE LAMES RABOTÉES



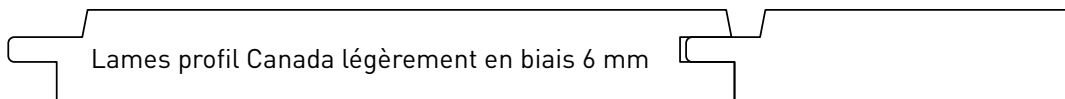
OLWO Profil Nr. 1
OLWO Profil Nr. 31
VSH Profil Nr. 11



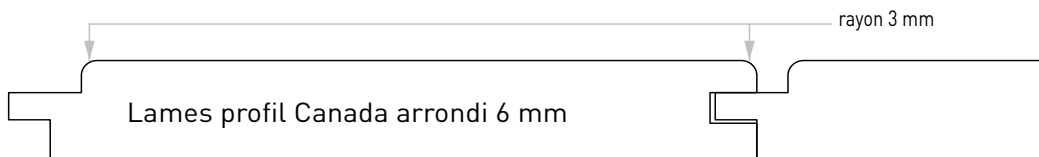
OLWO Profil Nr. 2



OLWO Profil Nr. 3
VSH Profil Nr. 21



OLWO Profil Nr. 4
VSH Profil Nr. 21



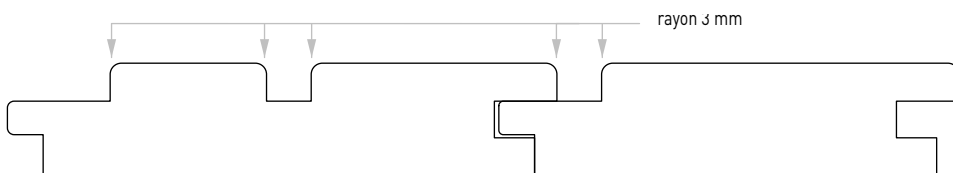
OLWO Profil Nr. 5



OLWO Profil Nr. 11



OLWO Profil Nr. 12



OLWO Profil Nr. 11+12

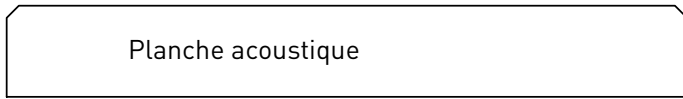
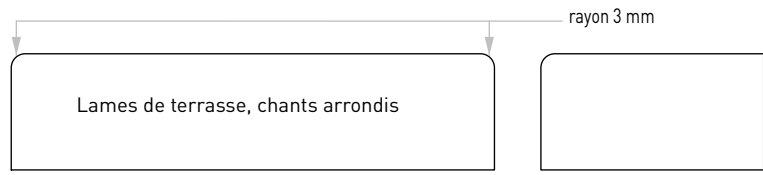


Planche acoustique



OLWO Profil Nr. 21
VSH Profil Nr. 61



Lames de terrasse, chants arrondis

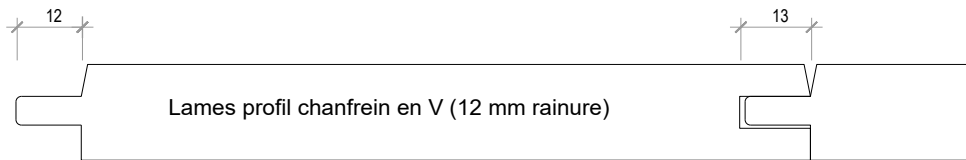
rayon 3 mm

OLWO Profil Nr. 22



Lames profil chanfrein en V

OLWO Profil Nr. 33
VSH Profil Nr. 12




Lames profil chanfrein en V (12 mm rainure)

12

13


OLWO Profil Nr. 34



Lames profil chalet

rayon 3 mm


OLWO Profil Nr. 50



Lames profil chalet

rayon 3 mm

OLWO Profil Nr. 51
VSH Profil Nr. 72



Lames extérieures

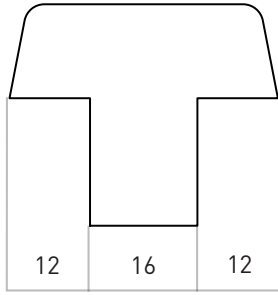
rayon 3 mm

OLWO Profil Nr. 52



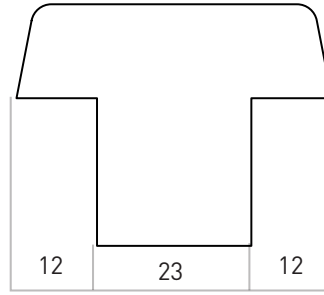
Lames extérieures

OLWO Profil Nr. 53



Liste en T, épicéa, mélèze
rabotée, arrondie

OLWO Profil N° 55



Liste en T, épicéa, mélèze
brute de sciage, arrondie

OLWO Profil N° 55b




Couvre-joint, épicéa du
nord, raboté, arrondi

OLWO Profil N° 56




Couvre-joint, épicéa du
nord, brut, droit, arrondi

OLWO Profil N° 56b



Profil rustique


OLWO Profil Nr. 57
VSH Profil Nr. 51



Soft Line

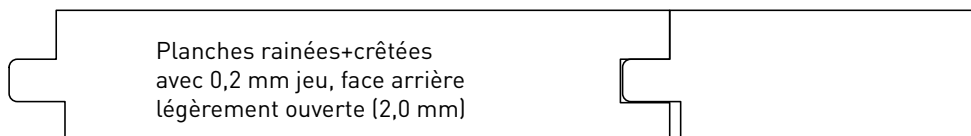
rayon 5 mm

OLWO Profil Nr. 58
VSH Profil Nr. 26



Planches rainées+crêtées
avec 0,2 mm jeu, face arrière
légèrement ouverte (1,0 mm)

OLWO Profil Nr. 60



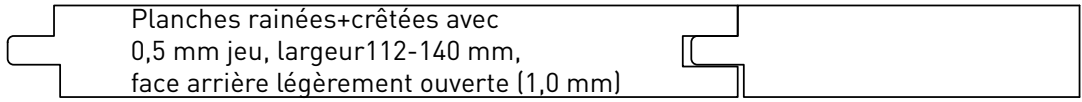
Planches rainées+crêtées
avec 0,2 mm jeu, face arrière
légèrement ouverte (2,0 mm)

OLWO Profil Nr. 60b



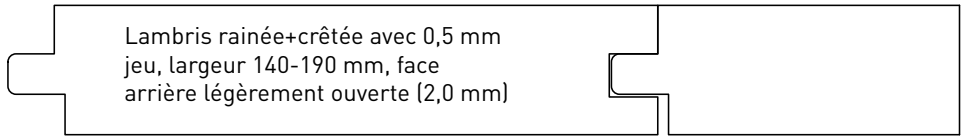
Planches rainées+crêtées
avec 0,2 mm jeu, face arrière
jointive, deux faces visibles

OLWO Profil Nr. 60g
VSH Profil Nr. 41



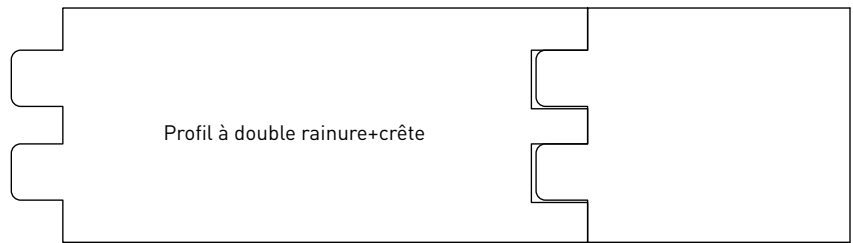
Planches rainées+crêtées avec
0,5 mm jeu, largeur 112-140 mm,
face arrière légèrement ouverte (1,0 mm)

OLWO Profil Nr. 61




Lambris rainée+crêtée avec 0,5 mm
jeu, largeur 140-190 mm, face
arrière légèrement ouverte (2,0 mm)

OLWO Profil Nr. 61b



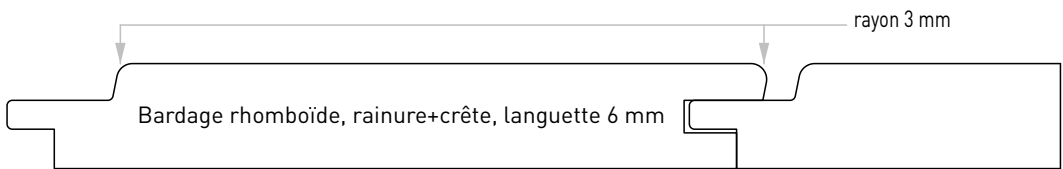
Profil à double rainure+crête

OLWO Profil Nr. 62



Plancher conique


OLWO Profil Nr. 63
VSH Profil Nr. 46



Bardage rhomboïde, rainure+crête, languette 6 mm


rayon 3 mm

OLWO Profil Nr. 72



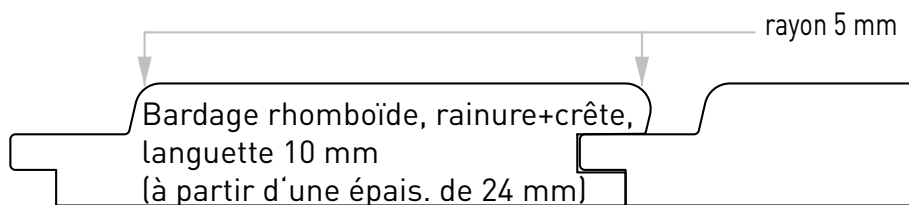
Revêtement lamelles,
épicéa du nord

OLWO Profil N° 70

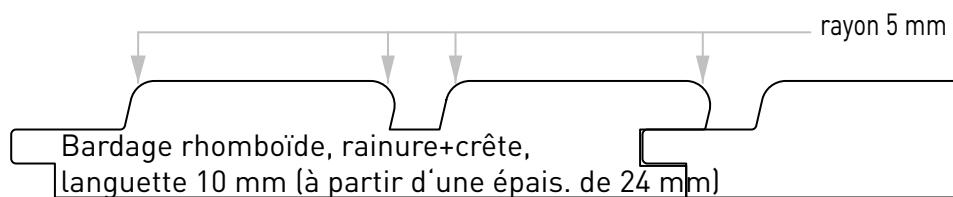


Revêtement lamelles,
épicéa du nord

OLWO Profil N° 71



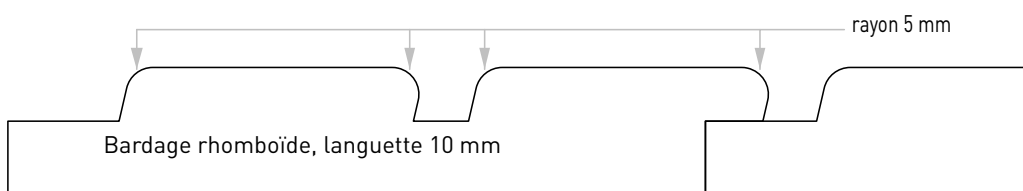
OLWO Profil Nr. 73



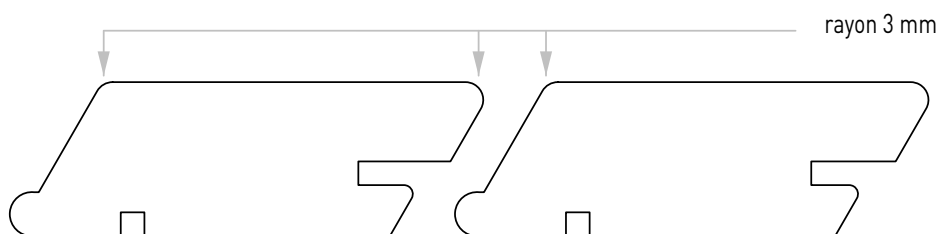
OLWO Profil Nr. 74



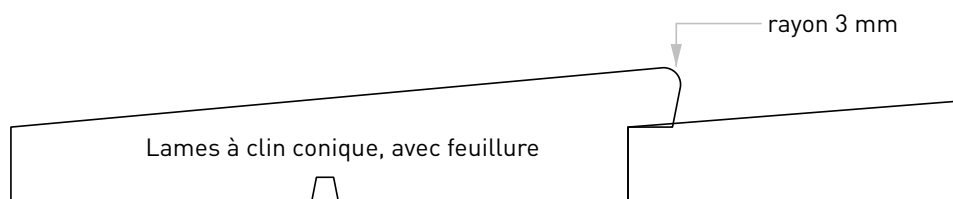
OLWO Profil Nr. 75



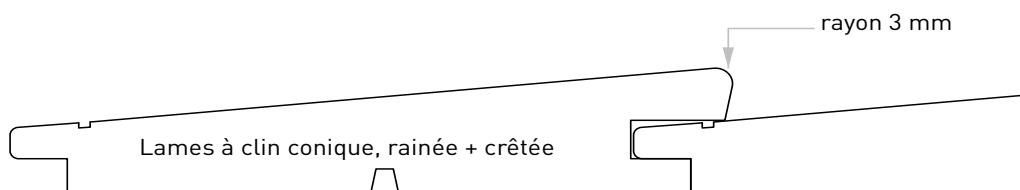
OLWO Profil Nr. 76



OLWO Profil Nr. 77



OLWO Profil Nr. 80
VSH Profil Nr. 77



OLWO Profil Nr. 81

